

Spelling— Contractions happen when you join two words together and replace some letters with an **apostrophe** like: **I am = I'm**. Try this: <https://www.youtube.com/watch?v=p7G-UWYuF1o> then <https://spellingframe.co.uk/spelling-rule/102/25-Contractions> and this <https://www.youtube.com/watch?>

Sentence Structure—Write command, statement and question sentences that include at least one contraction word. Try changing the order of the words in your sentence to make it more interesting but remember your sentence still has to make sense!

P.E.— Learn to dance like a robot!

Visit: <https://www.youtube.com/watch?v=EfkqoZbVL98>





Key Stage 2 Language Unit Weekly Home Learning

29.06.20-03.07.20

Please remember to send some of your work and photos to ks2slu@overfieldsprimary.org.uk

This week's theme is 'Dustin' a short comedy film. Dustin the pampered pug is very annoyed when something arrives in a box and moves in.



Art/Craft-

- Make a fun pug book mark from Red Ted Art <https://www.redtedart.com/pug-corner-bookmark-design/>
- [Listen to The Dog Song, an upbeat happy song and dog art about love of dog Emily Westman on YouTube](#) and try to create another picture of a dog having fun.
- Try making your pet something to wear maybe a bow or bandana out of old clothes. If you don't have a pet I am sure you know someone who does.

Reading—I would like you to watch Dustin https://www.youtube.com/watch?v=P5yunhX3FIE&feature=emb_title

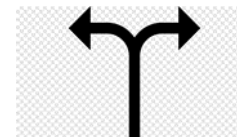
- Stop the video at 0:45. What have you learnt about Dustin from this first part of the film? What do you think will happen next?
- Stop the film at 0:59 - What do you think is in the box?

Writing- You can choose from the following activities:

- Make a storyboard or comic of the story, you can use the storyboard below to help.
- Make a fact file or information poster, showing how to look after a pet properly.
- Write an advertisement for the robot cleaner. How would you persuade people to buy it?
- In the film there is a thunderstorm, watch this video and write your own explanation about how thunder and lightning are formed https://www.youtube.com/watch?v=fEiVi9TB_RQ

Maths— The robot is programmed to move and turn in different directions. Visit: <https://www.bbc.co.uk/bitesize/articles/zwy3trd> Turns and angles part of Daily Lessons Y3 & P4 Lessons and complete the activities.

There are lots more fantastic daily maths lessons on [bbc bitesize](https://www.bbc.co.uk/bitesize), select Year 3 to start with and choose an area of maths you would like to practise. You can also try the activities below.















Right Angles

Mark the right angles on the shapes



Start with...	Do a...	And it looks like this...
	Quarter turn clockwise 	
	Half turn anticlockwise 	
	Full turn clockwise 	
	Quarter turn anticlockwise 	
	Half turn clockwise 	
	Quarter turn anticlockwise 	