

Phonics— Visit:

<https://spellingframe.co.uk/>

Select Year 1 then Spelling Rule 2—oi. The Spelling Tiles and Practise Test are free. Try putting these words into sentences. Can you make any silly sentences?

**Spelling**—'The quick brown fox jumps over the lazy dog.' This sentence uses every letter of the alphabet. I would like you to write your own sentence that has as many letters of the alphabet in it as you can. How many different letters did you use?

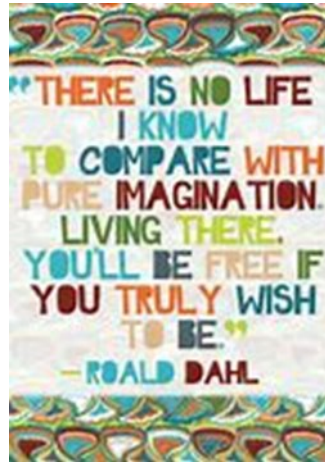
P.E.—Dance like an Oompa Loompa! There are lots of videos to follow to dance like an Oompa Loompa, try '[Oompa Loompa Choreography](#)' on [YouTube](#), it's really fun, I can dance like a Oompa Loompa now! You could even plan and perform a new dance for the Oompa Loompas.



Key Stage 2 Language  
Unit Weekly Home  
Learning

15.06.20-19.06.20

Please remember to send some of your work and photos to [ks2slu@overfieldsprimary.org.uk](mailto:ks2slu@overfieldsprimary.org.uk)




Art/Craft—

- Design a golden ticket to be hidden inside a chocolate bar.
- Draw pictures of the different expressions on Charlie's face at various points in the story, e.g. When he opens his birthday chocolate bar and doesn't find a golden ticket, when he finds the 50p in the street, when he meets Mr. Wonka for the first time?
- When Willy Wonka describes Loompland, he explains that it has 'thick jungles infested by the most dangerous beasts in the world - hornswogglers and snozzwangers and those terrible wicked whangdoodles.' Could you create a new creature from Loompland? Could you add labels to show its different features?
- Draw a picture of the Inventing Room in the chocolate factory. What happens inside there?
- Design some lickable wallpaper for your bedroom. What would it have on it?

Chocolate is one of my favourite things to eat so this week's theme is **Charlie and the Chocolate Factory**—yum yum!



**Reading**— Please complete the reading comprehension attached. Why not listen to the full story of Charlie and the Chocolate Factory on YouTube—'[Roald Dahl Charlie and the Chocolate Factory Full Audiobook with text \(AudioEbook\)](#)'.



**Writing**— There are so many exciting writing ideas that I couldn't decide so you can choose from any of the attached writing tasks. Remember to do your best handwriting!



Maths—

- Look at a selection of chocolate bars, sweet packets and food from your cupboard. Find out how much they weigh. Put the items in order, from the lightest to the heaviest. Use can use the attached table to record your work on. You may need some help ordering the heavy objects.



He lifted the lid from a huge pot and took a sniff; then he rushed over and dipped a finger into a barrel of sticky yellow stuff and had a taste; then he skipped across to one of the machines and turned half a dozen knobs this way and that; then he peered anxiously through the glass door of a gigantic oven, rubbing his hands and cackling with delight at what he saw inside.

Under line the adjectives—the describing words.

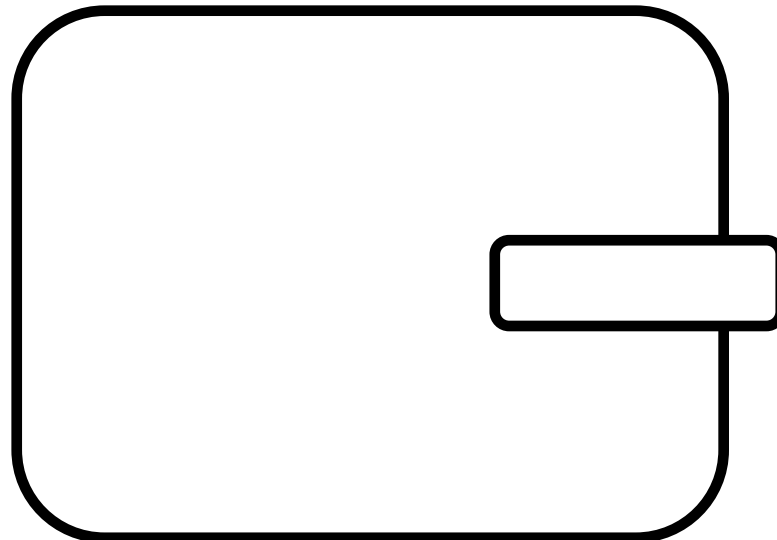
Circle the verbs—the action words.

Which word means looked? \_\_\_\_\_

Why do you think Mr Wonka skipped across to one of the machines?

\_\_\_\_\_  
\_\_\_\_\_

Draw what you think is behind the oven door.





Find out where the **ingredients** of a chocolate bar come from. Could you **plot these** on a map?  
Learn how chocolate is made.

Write some words and phrases to **describe chocolate and sweets**. Look at pictures for inspiration.

Imagine that you could be sent anywhere in the world by TV. Where would you like to travel to? How else could you travel there and how long would it take?

### Measure: Weight

Look at the packages in your cupboard and find the weight label. Record the weight in the table below:

Food	Weight

Now order the items from the lightest to the heaviest, you may need some help.