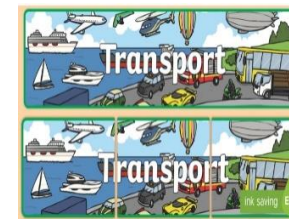


Nursery Medium Term Plan – Transport

Summer Term



Our theme in Nursery this term will be Transport and Summer. We will spend the first couple of weeks learning all about the different kinds of vehicles there are and then a focus on cars, buses, trains and finally boats and rockets. During this time, we will be reading stories and learning songs linked to vehicles, lots of roleplay and making big vehicles with the wooden blocks, and small vehicles in the gluing area. We will end the topic with a focus on holidays and Summer.


	Objectives to be delivered	Key knowledge & skills including vocabulary
PSED	<p>Afternoon nursery – Knows how to behave in a specific situation Happy to play as part of a group Can mostly take turns and share.</p> <p>Morning nursery – Takes turns and shares Sees themselves as valuable. Can express feelings and consider feelings of others, <i>regulate behaviour accordingly in new situations.</i> Show confidence in new situations. <i>To be able to stay in an area for a period of time and play</i></p>	<ul style="list-style-type: none"> • Longer focuses in areas to be encouraged. Help children to regulate behaviours in the moment.
CL	<p>Afternoon nursery – Enjoy listening to longer stories and retell. Introduced to new vocabulary. <i>Increase their attention and recall.</i></p> <p>Morning nursery – Understands how to listen carefully and why listening is important. Learns and uses new vocabulary. Can sing a large repertoire of songs. <i>Start to use talk to plan, recount, explore, predict, analyse, report and explain with adult scaffolding</i></p>	<ul style="list-style-type: none"> • Vocabulary associated with modes of transport. • Develop listening skills further

<p>PD</p>	<p>Afternoon nursery – Confident on climbing apparatus and obstacle courses Matching developing physical skills to tasks and activities in the setting <i>Using only one hand on a tool variety of tools of different thicknesses and sizes</i> <i>Snip with scissors</i> <i>Start to throw and catch large soft balls and scarves</i></p> <p>Morning nursery – Confident using one handed tools Develop fine motor skills, correct pencil/scissor hold. <i>Write pre cursive letter shapes from their name</i> Use a comfortable grip with good control when holding pens/pencils. Eat independently and learn how to use a knife and fork. <i>Throw and catch large soft balls</i></p>	<p>Gross motor skills developed and practised. Fine motor – scissor skills</p> <p>Use name cards to practise names – use reception rhymes for letter formation</p>
<p>Literacy</p>	<p>Afternoon nursery – Notice some print, <i>such as the first letter of their name</i>, a bus or door number or a familiar logo. <i>Start to recognise initial letters of other familiar words to them eg Mum Dad Sibling names</i> <i>Have an awareness of print and that it has meaning in books/ signs / environment</i> <i>Begin to recognise their own name in print</i></p> <p>Morning nursery – Begins to learn how to write their name accurately <i>Identify initial sounds aurally</i> <i>recognise rhyme - auditory discrimination of sounds</i> <i>Know what letter is first letter, matching upper- and lower-case letters of their first name - ensure recognise familiar words to them eg Mum, Dad</i></p>	<ul style="list-style-type: none"> • Phase 1 phonics to listen and hear sounds in names plus cvc.
<p>Maths</p>	<p>Afternoon nursery – Notice patterns and arrange things in patterns <i>Begin to show amounts when asked using hands and other familiar play objects</i> <i>Begin to take small amounts accurately out of a larger group when asked</i> <i>Recognise and use numeral representations for expectations within their environment</i> <i>Recognise numerals of personal significance - eg age</i></p> <p>Morning nursery – Solve real world problems up to 5. Discuss routes and locations. Subitising to 3 objects <i>Begin to count past 10</i></p>	<ul style="list-style-type: none"> • Lots of learning around 5 – rhymes and subitising to 3

UTW	<p>Afternoon nursery – Explore and respond to different natural phenomena in their setting and on trips. Explore and talk about different forces they can feel. <i>Start to become aware of seasonal changes</i></p> <p>Morning nursery – Care for growing plants. Understand key feature of the life cycle. Begin and understand the need to care for the natural environment and all living things.</p>	<ul style="list-style-type: none"> • Key vocab associated with growing.
EAD	<p>Afternoon nursery – Make simple models which express ideas. <i>Investigate different types of materials and medium</i> <i>Investigate simple joining of material with glue and or tape</i></p> <p>Morning nursery – Make imaginative and small worlds with blocks and construction kits. <i>Start to move their imaginative play to include stories they have shared together</i> Create closed shapes with continuous lines, and begin to use shapes to represent objects. <i>Draw with detail – eg faces</i> Create own songs</p>	<p>Roleplay using vehicles – including large equipment and small world</p>

Nursery Medium Term Plan - Transport

Summer Term



Personal, Social, Emotional Development

Survey – who has travelled on a...?

- Talk about road safety rules and why they are important. Use this [Super Cat's Road Safety PowerPoint](#) to introduce and discuss the rules, focusing on the main messages of stop, look, listen and think.

Communication and Language

Learn new vocabulary associated with vehicles

Listen to the sounds of vehicles. - Can they recognise and recreate vehicle noises?

Literacy

Story - Please don't talk to the bus driver!

Wheels on the bus - Use the song [The Wheels on the Bus](#) to encourage children to create their own version of the song.

All vehicle songs on simple songs

Weeks 1-2 Different types of vehicles and car focus



Physical Development

Travel using different types of wheeled vehicles

Add small, wheeled toy vehicles to your malleable area and let children investigate rolling the toys over the playdough to squash it and make different tyre tracks.

Understanding the World

Use photos of vehicles to see if children can name them

Provide a range of wind-up, pull-back or battery-operated toy vehicles and invite the children to investigate how the toys work and how to make them.

Mathematics

Favourite ways to travel - collect data - bar chart - pictograms

Expressive Arts and Design

. Make a wheeled vehicle


Small world vehicles

Events & Educational Visits:

Traffic survey - local

Nursery Medium Term Plan - Transport

Summer Term



Personal, Social, Emotional Development

Have you ever travelled on a train?

What did you see/hear?

Physical Development

- Encourage children to select and use resources to build a large vehicle. Support them to work together to create a vehicle that they can sit inside.

Using chalk, draw a roadway in your outside area. Include junctions, pedestrian crossings and roundabouts. Encourage children to ride the large wheeled toys around the area, changing speed and direction as they go.

Communication and Language

Phase 1 activity – alliteration – Tony Train's busy day

Encourage children to use a wider range of vocabulary and use longer sentences by playing a speaking game. After talking about some different types of transport, play the speaking game: 'I went on a train and I saw...'. Allow the children to finish the sentence to say something they might see on their journey. Try with some other types of transport too.

Literacy

Story – The train ride and The big Blue train
Retell the stories using picture cues

Mathematics

Counting and colour matching trains

- Use these [Shape Train](#) pictures to talk about and explore 2D shapes. Encourage children to talk about and describe the shapes they can see in the pictures. Provide shapes for children to use to create their own pictures.

Weeks 3 and 4 – Trains



Understanding the World

Make a train track - create stories around it


Expressive Arts and Design

Cover the base of a large activity tray with paper and blobs of ready-mixed paint in primary colours. Add in some small world vehicles and invite children to explore making tracks in the paint and what happens as the colours mix.

Events & Educational Visits:

Nursery Medium Term Plan - Transport

Summer Term



Personal, Social, Emotional Development

- Encourage children to develop their confidence by leading a follow-the-leader game. Invite children to take turns to be the train driver at the start of the line of passengers. The driver performs movements or actions for the passengers on the vehicle to copy.

Communication and Language

Story - Who sank the boat? Whatever next?

What would you take to the moon?

Literacy

Roleplay the story of whatever next - using prompts



Week 5 and 6 – Boats and rockets



Physical Development

In a large activity tray, use chalk to draw some patterns and lines for children to follow with toy vehicles. Also, invite them to draw their own tracks and paths for the toys to follow.

Provide scissors and paper for children to cut out streamers to attach to the handlebars of bikes and scooters. How can they make the streamers fly?

Understanding the World

- Use lengths of open guttering to create waterways. Provide plastic containers, playdough, paper and straws for children to make boats with sails and investigate how to make them move along.

Mathematics

- Use some plastic trays to make boats. Write a numeral from one to five onto each boat and provide children with small world people to count onto the boats to match numerals and amounts.


Expressive Arts and Design

Invite children to make pretend passports to use during role-play activities. Encourage children to practise writing and mark making to write their names on their passport.

Events & Educational Visits:

Nursery Medium Term Plan – Transport

Summer Term



Personal, Social, Emotional Development

Use binoculars to play, 'What can you see in Summer?,' game

Using sun cream and the clothes we wear to keep cool

Communication and Language

New words associated with Summer – temperature, hot, boiling, etc.

Literacy

Initial sounds game – sun, sea, etc

Mathematics

Reading numbers on water bottles

Week 7- Summer and holidays



Physical Development

Keeping fit in Summer – drinking lots of water too.



Understanding the World

Learn facts about Summer
Explore Summer photos and discuss.

Expressive Arts and Design

Home area – getting ready for holidays

Making fans – paper
Painting beach scenes

Events & Educational Visits: